

# Quarterly Report

**JULY 2021**



## **Collaborative Commission on Domestic Violence**

Authored by Missy Portugal, Data Analyst  
*Violence Prevention - Metro Health*



## Collaborative Commission on Domestic Violence

In San Antonio, TX, the residents can call 2-1-1 to connect with services available within the local community. 2-1-1 Texas is a free anonymous social service hotline available 24 hours a day, 7 days a week, 365 days a year. Additionally, residents can call for services for family violence assistance. Family violence can incorporate violence against an intimate partner, former intimate partner, parent, sibling, child, extended family, or household member. Family violence can come in various forms from physical harm, bodily injury, the threat of harm causing fear of imminent danger, and emotional and mental harm.

The 2-1-1 family violence related calls for assistance include four major categories:

### 2-1-1 FAMILY VIOLENCE SERVICE CALLS

	2020	Jan.-Mar. 2021
Family Violence	140	44
Legal Services	1224	19
Counseling	394	46
Shelter/Housing	3396	492
<b>Total</b>	<b>5154</b>	<b>601</b>

Table 1

**(1) Family Violence; (2) Legal Services; (3) Counseling; and (4) Shelter/Housing.** Within each category, there is an even further breakdown of specific types of services. The numbers for 2021 reflect calls through March 2021.

The table at right breaks down the four major categories of calls to 2-1-1 for family violence assistance. In 2021, calls for Family Violence Prevention, Abuse Counseling, Sexual Assault Counseling, Crisis Shelter, and Community Shelter were equal, if not greater, than the number of calls for those services in 2020. Again, this is indicative that residents are needing additional assistance within these areas.

## 2-1-1 FAMILY VIOLENCE CALLS

	2020	Jan.-Mar. 2021
<b>Family Violence</b>		
Family Violence Prevention	1	2
Domestic Violence Issues	2	1
Domestic Violence Intervention Programs	31	8
Domestic Violence Hotlines	98	32
Sexual Assault Hotlines	8	1
<b>Total</b>	<b>140</b>	<b>44</b>
<b>Legal Services</b>		
Domestic/Family Violence Legal Services	47	11
Family Law	9	0
Comprehensive Family Law Services	10	0
Divorce Assistance	10	5
General Legal Aid	1055	0
Family Justice Centers	11	0
Protective/Restraining Orders	30	3
Child Custody/Visitation Assistance	52	0
<b>Total</b>	<b>1224</b>	<b>19</b>
<b>Counseling</b>		
Faith Based Counseling	5	0
Divorce Counseling	6	0
Parent Counseling	12	0
Conjoint Counseling	26	0
Abuse Counseling	33	34
General Counseling Services	33	0
Marriage Counseling	54	0
Legal Counseling	89	0
Family Counseling	121	0
Domestic Violence Support Groups	6	4
Sexual Assault/Incest Support Groups	2	1
Sexual Assault Counseling	7	7
<b>Total</b>	<b>394</b>	<b>46</b>
<b>Shelter/Housing</b>		
Crisis Shelter	1	3
Community Shelters	25	25
Transitional Housing/Shelter	969	0
Homeless Shelter	2140	406
Domestic Violence Motel Vouchers	12	1
Domestic Violence Shelters	249	57
<b>Total</b>	<b>3396</b>	<b>492</b>
<b>Overall Total</b>	<b>5154</b>	<b>601</b>

Table 2

# Bexar County Sheriff's Office

The Bexar County Sheriff's Office (BCSO) patrols 16 districts in unincorporated Bexar County. Within those 16 districts, the following information represents the number of Family Violence cases they handle. In 2020, BCSO saw a 4% increase in Family Violence cases. Additionally, in 2020, there were six family violence homicides within the 16 districts patrolled by BCSO.

## BCSO - FAMILY VIOLENCE CASES

	2019	2020	% Change
January	122	155	27%
February	133	166	25%
March	135	150	11%
April	134	128	-4%
May	179	165	-8%
June	164	161	-2%
July	138	160	16%
August	159	161	1%
September	140	161	15%
October	182	144	-21%
November	131	135	3%
December	149	143	-4%
<b>Total</b>	<b>1766</b>	<b>1829</b>	<b>4%</b>

Table 3

## BCSO - FAMILY VIOLENCE HOMICIDES

	2020
January	0
February	2
March	1
April	1
May	1
June	0
July	0
August	0
September	1
October	0
November	0
December	0
<b>Total</b>	<b>6</b>

Table 4

## BCSO - FAMILY VIOLENCE CASES

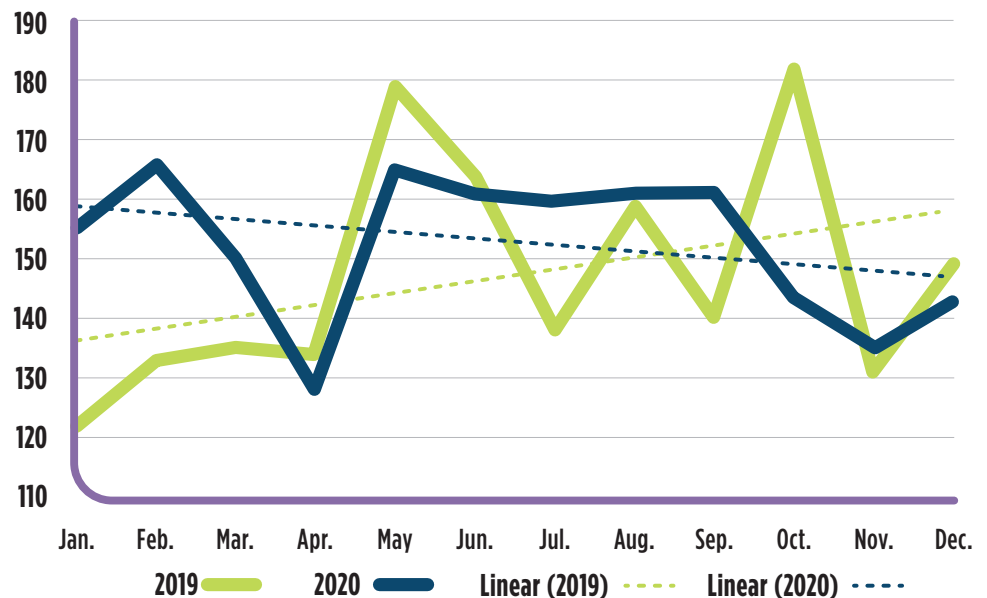


Figure 1

# San Antonio Police Department

The San Antonio Police Department (SAPD) protects and serves the residents of San Antonio, Texas. SAPD has a vast area to serve and a high volume of calls for service. As the data below illustrates, family violence is an area of crime experiencing an upward climb. Within the data below, there are two different aspects, “Calls” and “Reports”. “Calls” are indicative of when SAPD is called out to provide service. “Reports” are those incidents where reports are officially filed as an offense. Not all calls will lead to a report filed. It should be noted that the data for 2021 is only reflective through March 2021.

## SAPD CALLS FOR FAMILY VIOLENCE

Call/Problem	2019	2020	% Change	Jan.- Mar. 2021
Disturbance Child Protect Serv	1,196	1,480	24%	325
Disturbance Family	28,762	31,989	11%	7,707
Disturbance Family Gun Inv	384	516	34%	133
Disturbance Family Knife Inv	593	607	2%	146
Family Violence	15,784	17,739	12%	4,285
Family Violence Gun Inv	160	206	29%	55
Family Violence Knife Inv	302	336	11%	76
Threats	13,054	13,459	3%	2,903
Violation of Protective Order	1,260	1,693	34%	502
<b>Total</b>	<b>61,495</b>	<b>68,025</b>	<b>11%</b>	<b>16,132</b>

Table 5

## SAPD FAMILY VIOLENCE REPORTS FILED

Offense	2019	2020	% Change	Jan.- Mar. 2021
Aggravated Family Violence	1,118	1,397	25%	241
Deadly Conduct	29	55	90%	8
Family Violence	12,378	11,545	-7%	2,107
Indecency with a Child	510	418	-18%	73
Injury to a Child	708	647	-9%	114
Injury to Elderly Person	0	448		88
Kidnapping	49	61	24%	13
Protective Order Violation	963	1,108	15%	461
Stalking	120	89	-26%	7
Threats	724	964	33%	199
<b>Total</b>	<b>16,599</b>	<b>16,732</b>	<b>1%</b>	<b>3311</b>

Table 6

### TOP 10 ZIP CODES - FAMILY VIOLENCE CALLS

Zip Code	2019	Zip Code	2020	Zip Code	Jan.-Mar. 2021
78207	5,977	78207	6,574	78207	1,629
78223	4,362	78223	4,964	78223	1,226
78228	4,192	78228	4,950	78228	1,193
78227	4,005	78227	4,635	78227	1,164
78201	3,370	78237	3,924	78201	1,021
78237	3,293	78201	3,867	78237	1,013
78210	3,102	78216	3,587	78218	982
78218	2,968	78218	3,443	78216	900
78216	2,952	78210	3,397	78240	893
78211	2,857	78221	3,308	78229	876

Table 7

### TOP 10 ZIP CODES - FAMILY VIOLENCE REPORTS

Zip Code	2019	Zip Code	2020	Zip Code	Jan.-Mar. 2021
78207	996	78207	1,058	78207	174
78227	776	78223	825	78223	171
78223	768	78227	790	78218	149
78228	764	78228	766	78227	136
78237	607	78237	582	78228	129
78210	600	78210	546	78213	114
78229	540	78216	540	78240	111
78218	535	78218	538	78229	109
78216	499	78229	530	78217	108
78211	489	78211	517	78237	102

Table 8

## SAPD FAMILY VIOLENCE CALLS BY MONTH

	2019	2020	% Change from 2019 to 2020	Jan.-Mar. 2021	% Change from 2020 to 2021
January	7,419	8,572	16%	7,784	-9%
February	6,256	7,583	21%	7,462	-2%
March	6,677	8,013	20%	11,323	41%
April	7,111	9,661	36%		
May	9,151	8,389	-8%		
June	7,385	8,509	15%		
July	9,290	10,835	17%		
August	7,728	8,433	9%		
September	7,750	10,415	34%		
October	9,196	8,624	-6%		
November	7,220	7,923	10%		
December	7,589	9,792	29%		
<b>Total</b>	<b>92,772</b>	<b>106,749</b>	<b>15%</b>	<b>26,569</b>	

Table 9

## SAPD FAMILY VIOLENCE CALLS

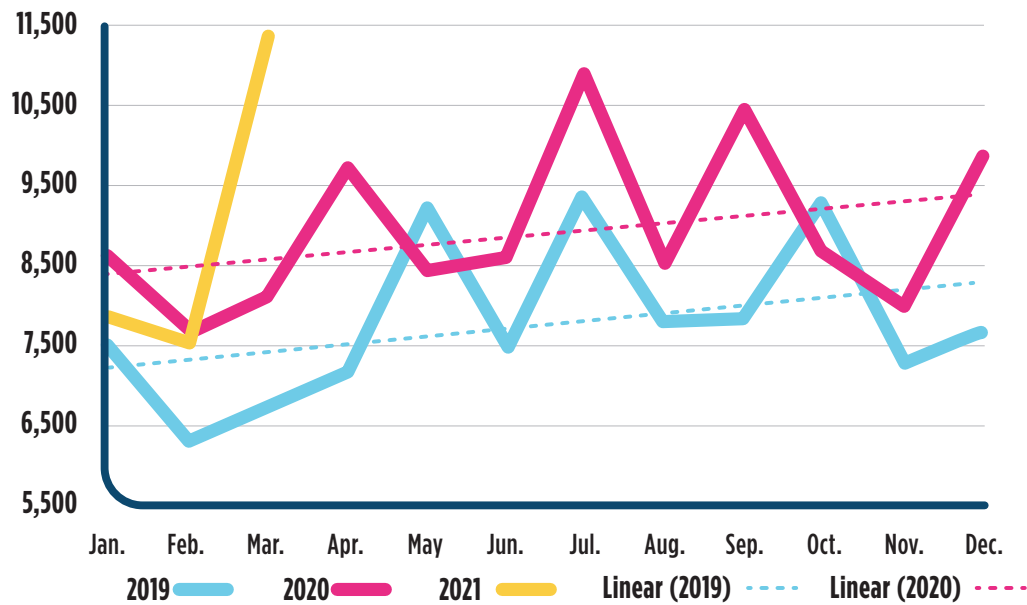


Figure 2

## SAPD FAMILY VIOLENCE REPORTS BY MONTH

	2019	2020	% Change from 2019 to 2020	Jan-March 2021	% Change from 2020 to 2021
January	1,360	1,726	27%	1,128	-35%
February	1,073	1,264	18%	1,228	-3%
March	1,291	1,325	3%	1,050	-21%
April	1,306	1,532	17%		
May	1,753	1,417	-19%		
June	1,360	1,371	1%		
July	1,641	1,699	4%		
August	1,388	1,347	-3%		
September	1,284	1,338	4%		
October	1,580	1,499	-5%		
November	1,217	904	-26%		
December	1,307	1,160	-11%		
<b>Total</b>	<b>16,560</b>	<b>16,582</b>	<b>0%</b>	<b>3,406</b>	

Table 10

## SAPD FAMILY VIOLENCE REPORTS

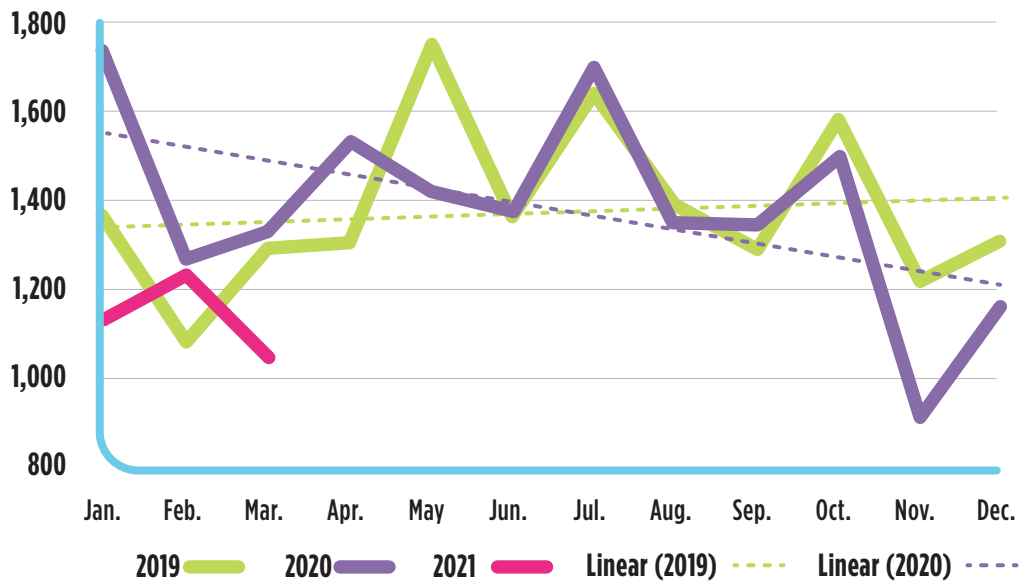
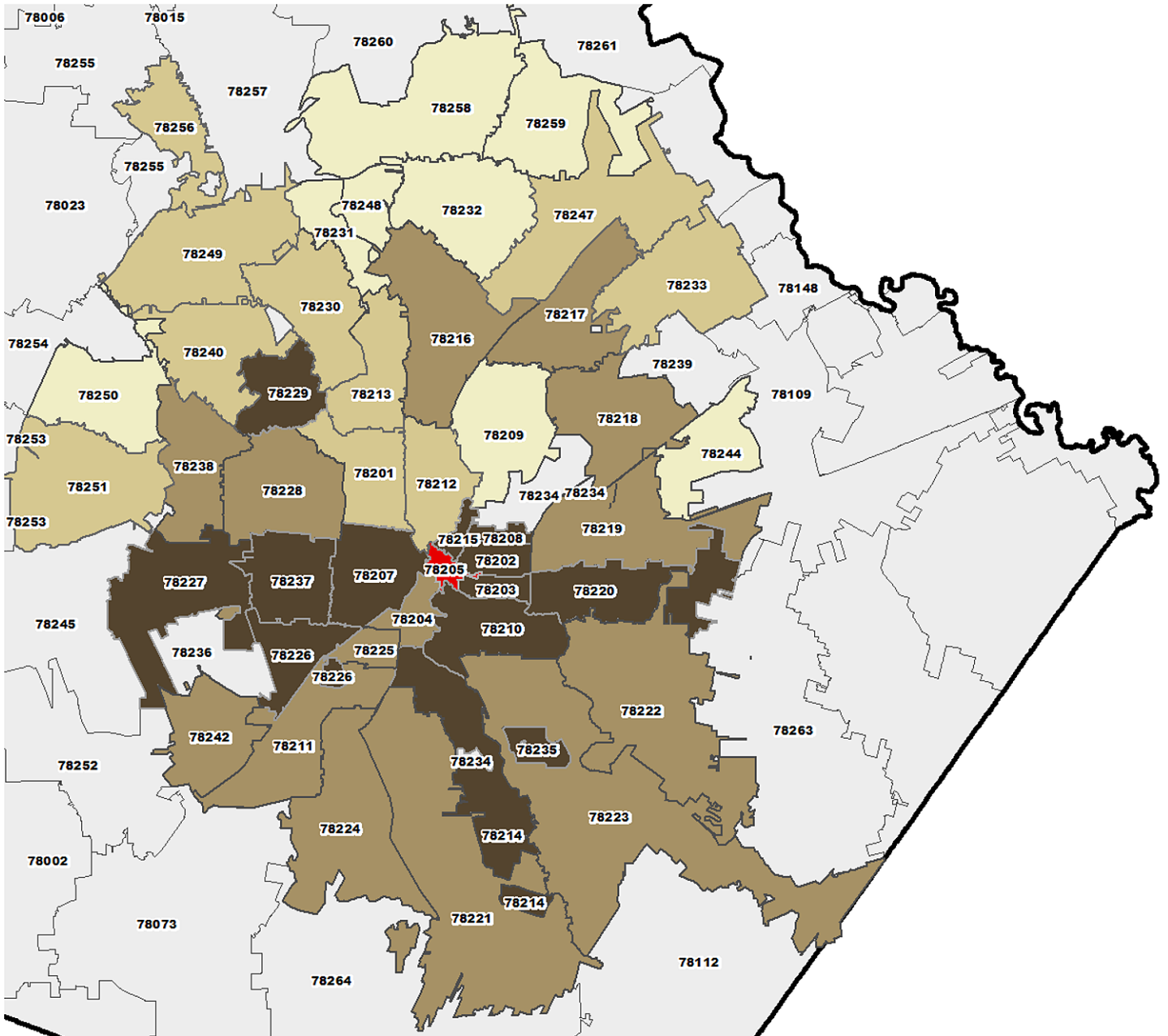


Figure 3



## 2019 SAPD FAMILY VIOLENCE REPORTS BY ZIP CODE (PER 1,000 POPULATION)



## SAPD FAMILY VIOLENCE HOMICIDE CASES

	2020	2021	% Change
January	2	6	200%
February	3	2	-33%
March	6	1	-83%
April	5		
May	0		
June	8		
July	1		
August	1		
September	3		
October	1		
November	0		
December	0		
<b>Total</b>	<b>30</b>	<b>9</b>	

Table 11



## SAPD FAMILY VIOLENCE HOMICIDE CASES

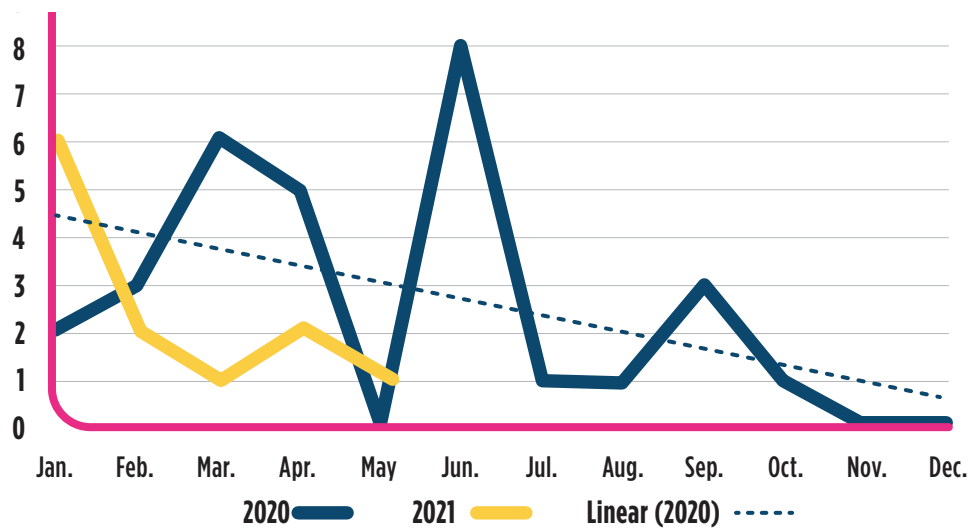


Figure 4

# Bexar County Community Supervision and Corrections Department

The Bexar County Community Supervision and Corrections Department (BCCSCD) supervises individuals placed on Court ordered community supervision who reside within Bexar County. The table below shows family violence cases being supervised by the BCCSCD for those individuals who have been ordered to community supervision through one of the County Courts or District Courts. The case counts below are reflective as of April 15, 2021.

## BCCSCD FAMILY VIOLENCE CASES (AS OF 4/15/21)

Degree	Count
F1 - First Degree Felony	22
F2 - Second Degree Felony	46
F3 - Third Degree Felony	991
MA - Class A Misdemeanor	669
<b>Total</b>	<b>1728</b>

Table 12

## BCCSCD FELONY FAMILY VIOLENCE CASES (AS OF 4/15/21)

Degree	Offense	Count
F3	Assault Family/House Member Impede Breath/Circulation	343
F3	Assault Family/Household Member Previous Conviction	324
F3	Assault Causes Bodily Injury Family Violence Enhanced	110
F3	Continuous Violence Against the Family	99
F2	Assault Injury/Reckless Breath/Circulation Family Member Previous Conviction	43
F3	Assault Bodily Injury Family/House Member 2+ W/IN 12 Months	27
F3	Violation Bond/Protective Order 2+ Times W/IN 12 Mo	27
F3	Violation Bond/Protective Order Assault/Stalking	25
F1	Aggravated Assault Date/Family/House W/ Weapon	22
F3	Assault of Pregnant Person	15
F3	Stalking	13
F3	Violation Bond/Protective Order 2+ Conviction	5
F2	Assault Family/Household Member	2
F2	Aggravated Assault - Family Member	1
F3	Assault Causes Bodily Injury Date/Family/House	1
F3	Assault Family/Household Member W/ Previous Conviction	1
F3	Attempt to Commit Assault Causes Bodily Injury Family Violence Enhanced	1
<b>Total</b>		<b>1059</b>

Table 13



### BCCSCD MISDEMEANOR FAMILY VIOLENCE CASES (AS OF 4/15/21)

Degree	Offense	Count
MA	Assault Causes Bodily Injury Family Member	422
MA	Assault Causes Bodily Injury	138
MA	Assault Causes Bodily Injury	37
MA	Terroristic Threat of Family/Household	35
MA	Violation Bond/Protective Order	30
MA	Violation of Protective Order	5
MA	Assault Cases Bodily Injury Family Violence	1
MA	Attempt to Commit Assault Causes Bodily Injury	1
<b>Total</b>		<b>669</b>

Table 14

# Texas RioGrande Legal Aid (TRLA)

TRLA provides free civil legal services to low-income people facing most forms of civil legal problems, including Domestic Violence & Family Law. The Domestic Violence & Family Law Group provides civil legal assistance in divorce and custody cases and helps victims of family violence, sexual assault, and stalking to obtain protective orders.

	Intakes			Accepted Cases			Cases Rejected			Cases Closed		
	2020	2021		2020	2021		2020	2021		2020	2021	
Jan.	85	120	41%	71	105	48%	14	15	7%	18	103	472%
Feb.	64	112	75%	57	89	56%	7	23	229%	27	76	181%
Mar.	83	156	88%	70	128	83%	13	28	115%	36	124	244%
Apr.	107	60	-44%	93	54	-42%	14	6	-57%	49	60	22%
May	126			99			27			60		
Jun.	125			99			26			110		
Jul.	105			89			16			73		
Aug.	110			98			12			37		
Sep.	137			120			17			89		
Oct.	129			107			22			69		
Nov.	126			104			22			90		
Dec.	113			91			22			196		
<b>Total</b>	<b>1,310</b>	<b>448</b>		<b>1,098</b>	<b>376</b>		<b>212</b>	<b>72</b>		<b>854</b>	<b>363</b>	

Table 15

	Total Cases Rejected		Conflict of Interest		Financially Ineligible		No Legal Problem		Rejected: Other	
	2020	2021	2020	2021	2020	2021	2020	2021	2020	2021
Jan.	14	15	0	5	0	5	0	0	14	5
Feb.	7	23	0	10	0	10	0	0	7	3
Mar.	13	28	0	11	0	7	0	0	13	10
Apr.	14	6	0	3	1	3	0	0	13	0
May	27		0		0		0		27	
Jun.	26		0		0		0		26	
Jul.	16		0		0		0		16	
Aug.	12		1		1		2		8	
Sep.	17		0		1		0		16	
Oct.	22		11		5		0		6	
Nov.	22		9		4		0		9	
Dec.	22		8		4		0		10	
<b>Total</b>	<b>212</b>	<b>72</b>	<b>29</b>	<b>29</b>	<b>16</b>	<b>25</b>	<b>2</b>	<b>0</b>	<b>165</b>	<b>18</b>

Table 16

# Bexar County District Attorney

The Bexar County District Attorney (DA) receives and processes all the family violence cases that originate within Bexar County. The DA provided the following information to highlight the family violence cases on which they have oversight. In addition to the DA data, there is a depiction regarding Protective Orders for Bexar County processed by the Bexar County Family Justice Center.

## BEXAR COUNTY FAMILY JUSTICE CENTER

	2020	Jan to March 2021
Protective Orders Petitions Filed (in Civil District Court)	1,078	287
Protective Orders Granted (Temporary & Final)	1,689	442
Petitions Nonsuited (Withdrawn or Dismissed)		63
Petitions Denied by Judge (Contested Hearing)		1

Table 17

## INCOMING FAMILY VIOLENCE BOOKINGS JAN-DEC 2020

2020	Felony	Misd.	Total
Jan	355	394	<b>749</b>
Feb	282	403	<b>685</b>
Mar	358	423	<b>781</b>
Apr	348	301	<b>649</b>
May	372	403	<b>775</b>
Jun	367	417	<b>784</b>
Jul	409	411	<b>820</b>
Aug	355	443	<b>798</b>
Sep	372	399	<b>771</b>
Oct	405	376	<b>781</b>
Nov	281	349	<b>630</b>
Dec	321	362	<b>683</b>

Table 18

The table above represents felony and misdemeanor family violence/sexual assault bookings at the Justice Intake and Assessment Annex. At the time of booking, a special crime code is assigned to family violence cases allowing tracking of cases which are defined as family violence by statute, as well as those which may not be as obvious. Ex.Criminal Mischief and Murder. Cases counted in this table represent initial bookings for on-site and warrant arrests.

## FAMILY VIOLENCE UNIT INDICTMENTS JAN-DEC 2020

2020	Indictments
Jan	185
Feb	237
Mar	274
Apr	229
May	182
Jun	274
Jul	233
Aug	268
Sep	265
Oct	301
Nov	207
Dec	253
<b>Total</b>	<b>2,655</b>

Table 19

The table above includes family violence and sexual assault indictments 1.1.20 thru 11.30.20. All indictments assigned a family violence special crime code are captured here, including cases not defined as family violence by statute. Ex. Arson and Aggravated Assault Serious Bodily Injury

The Bexar County Magistrate System captures rejection data; special crime codes aren't utilized in this system. Charges not defined as family violence by statute can't be counted as such at this point in case flow. The table at right lists selected specific offenses that are verifiable as family violence. A rejection by ADA or County/City Magistrate Judge cannot be distinguished in the data. These numbers include only rejections occurring at Magistration before a case is filed. These numbers do **not** include Intake rejections or dismissals signed after a case is filed.

### MISDEMEANOR REJECTIONS AT MAGISTRATION JAN.-DEC. 2020

2020	Aslt Family	Aslt Married	VPO misd	Total
Jan	8	4	0	12
Feb	5	3	1	9
Mar	2	4	7	13
Apr	4	4	3	11
May	4	7	6	17
Jun	1	6	4	11
Jul	6	1	8	15
Aug	2	4	6	12
Sep	1	7	5	13
Oct	2	5	5	12
Nov	1	1	7	9
Dec	3	0	6	9

Table 20

The Bexar County Magistrate System captures rejection data; special crime codes aren't utilized in this system. Charges not defined as family violence by statute can't be counted as such at this point in case flow. The table at right lists selected specific offenses that are verifiable as family violence. A rejection by ADA or County/City Magistrate Judge cannot be distinguished in the data. These numbers include only rejections occurring at Magistration before a case is filed. These numbers do **not** include Intake rejections or dismissals signed after a case is filed.

### FELONY REJECTIONS JAN.-DEC. 2020

2020	Aslt 2nd	Cont Viol	Aslt Choking	Total
Jan	1	1	0	2
Feb	0	0	1	1
Mar	0	0	0	0
Apr	2	1	1	4
May	0	0	0	0
Jun	2	2	1	5
Jul	2	0	0	2
Aug	2	0	1	3
Sep	0	1	0	1
Oct	0	0	0	0
Nov	1	1	1	3
Dec	1	0	0	1

Table 21

## Incoming Family Violence Bookings January through March 2021

2021	Felony	Misd.	Total
Jan	269	358	<b>627</b>
Feb	281	306	<b>587</b>
Mar	349	376	<b>725</b>

Table 22

Table 22 represents felony and misdemeanor family violence/sexual assault bookings at the Justice Intake and Assessment Annex. At the time of booking, a special crime code is assigned to family violence cases allowing tracking of cases which are defined as family violence by statute, as well as those which may not be as obvious. Ex. Criminal Mischief and Murder. Cases counted in this table represent initial bookings for on-site and warrant arrests.

## Family Violence Unit Indictments January through March 2021

2021	Indictments
Jan	241
Feb	199*
Mar	235
<b>Total</b>	<b>675</b>

Table 23

Table 23 includes family violence and sexual assault indictments. All indictments assigned a family violence special crime code are captured here, including cases not defined as family violence by statute. Ex. Arson and Aggravated Assault Serious Bodily Injury

\* No cases were presented to the Grand Jury during the week of Feb 15-19 due to inclement weather.

## Misdemeanor Rejections at Magstration January through March 2021

2021	Aslt. Family	Aslt. Married	VPO misd.	Total
Jan	3	6	4	<b>13</b>
Feb	0	3	4	<b>7</b>
Mar	1	1	4	<b>6</b>

Table 24

The Bexar County Magistrate System captures rejection data; special crime codes aren't utilized in this system. Charges not defined as family violence by statute can't be counted as such at this point in case flow. Table 24 lists selected specific offenses that are verifiable as family violence. A rejection by ADA or County/City Magistrate Judge cannot be distinguished in the data. These numbers include only rejections occurring at Magstration before a case is filed. These numbers do **not** include Intake rejections or dismissals signed after a case is filed.

## Felony Rejections January through March 2021

2021	Aslt. 2nd	Cont. Viol.	Aslt. Choking	Total
Jan	0	0	0	<b>0</b>
Feb	1	0	0	<b>1</b>
Mar	1	2	0	<b>3</b>

Table 25

The Bexar County Magistrate System captures rejection data; special crime codes aren't utilized in this system. Charges not defined as family violence by statute can't be counted as such at this point in case flow. Table 25 lists selected specific offenses that are verifiable as family violence. A rejection by ADA or County/City Magistrate Judge cannot be distinguished in the data. These numbers include only rejections occurring at Magstration before a case is filed. These numbers do **not** include Intake rejections or dismissals signed after a case is filed.